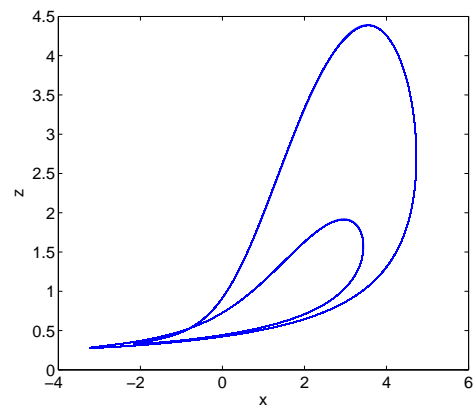
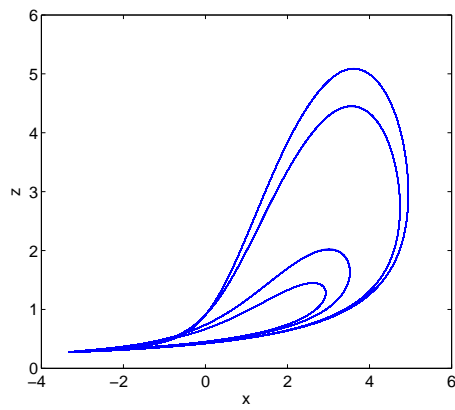


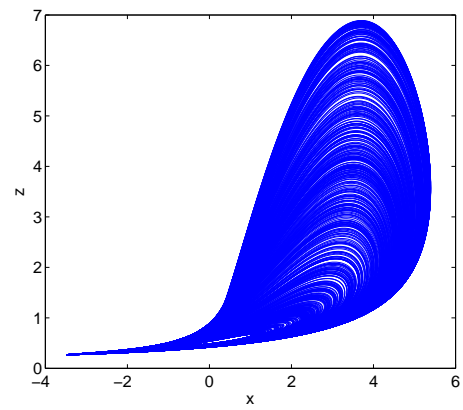
(a)  $a=0.3$



(b)  $a=0.36$



(c)  $a=0.38$



(d)  $a=0.42$

Figura 4.6: Espacios fase correspondientes al sistema (4.2), (4.3) y (4.4) para distintos valores del parámetro de control.